





## Brookside Curriculum Overview – English (Year 5)

	<b>Autumn 1</b>	<b>Autumn 2</b>
<b>Reading objectives</b>	<p>Use a thesaurus to expand our vocabulary.</p> <p>Communicate orally through debates.</p> <p>Distinguish between statements of fact and opinion.</p>	<p>Summarise main ideas of words in context.</p> <p>To explain how meaning is enhanced through choice of words and phrases.</p> <p>Make inferences from the text and explain and with evidence.</p>
<b>Core texts</b>		  
<b>Writing</b>	<p>Setting and character descriptions</p> <p>Character biographies</p> <p>Diary entries</p> <p>Non-chronological reports</p> <p>Information texts</p>	<p>Narrative description</p> <p>Retell a poem as a story</p> <p>Embedding dialogue</p> <p>Write from a different perspective</p> <p>Write a newspaper article</p>
<b>Grammar &amp; Punctuation</b>	<p>Use subordinating conjunctions</p> <p>Use relative clauses</p> <p>Use modal verbs</p> <p>Use apostrophes for contractions</p>	<p>Inverted commas</p> <p>Compound sentences</p> <p>Interesting vocabulary</p> <p>Fronted adverbials</p> <p>Metaphors</p>
<b>Spelling</b>	<p>Adding the suffix 'ing' and 'ed'</p> <p>Rules for plurals</p> <p>Words with silent letters</p> <p>Letter string - ough</p>	<p>Words with ie and ei spellings</p> <p>Homophones &amp; words that are easily confused</p> <p>Prefixes – il, ir, im, pro, sus, bi, tele and ex</p>
<b>Handwriting</b>	<p>Pupils are taught to write legibly, fluently and with increasing speed by: choosing which shape of a letter to use when given choices and deciding whether or not to join specific letters.</p>	