




Brookside Curriculum Overview – English (Year 2)

	Summer 1	Summer 2
Reading objectives	<p>Continue to improve fluency and confidence.</p> <p>Read further common exception words with increasing confidence.</p> <p>Making links between books read.</p> <p>Make predictions concerning book content and ending, based upon reading so far.</p>	
Core texts	 	
Phonics	<p>Phonics recapping and consolidating understanding Phonics Phase 6</p>	
Writing	<ul style="list-style-type: none"> • Newspaper report • Book review • Narrative • Recount • Non-Fiction 	<ul style="list-style-type: none"> • Book review • Narrative • Letters • Persuasive • Comparative
Grammar & Punctuation	<ul style="list-style-type: none"> • Use and understand noun phrases • Use capital letters, full stops, question marks and exclamation marks to demarcate sentences consistently. • Use commas for lists • Explore sentence forms – exclamation, statement, question, command. • Use some subordinating and co coordinating conjunctions • Use suffixes – ed, ing, ly, ness, less, ment • Use apostrophes for contracted words and possession. • Edit, revise and make changes including proof reading of work. 	<ul style="list-style-type: none"> • Use and understand noun phrases • Use capital letters, full stops, question marks and exclamation marks to demarcate sentences consistently. • Use commas for lists • Explore sentence forms – exclamation, statement, question, command. • Use some subordinating and co coordinating conjunctions • Use suffixes – ed, ing, ly, ness, less, ment • Use apostrophes for contracted words and possession. • Edit, revise and make changes including proof reading of work.

	<ul style="list-style-type: none"> Explore apostrophe for possession and contracted words. 	<ul style="list-style-type: none"> Explore apostrophe for possession and contracted words Increased stamina and fluency within writing.
Spelling	<ul style="list-style-type: none"> Words including ge / dge Soft c Possessive apostrophe 'z' sound spelt as 's' 	<ul style="list-style-type: none"> Words ending in 'tion' Sounds after a 'w' Homophones Suffixes
Handwriting	<ul style="list-style-type: none"> Ensure all lower case letters are of the correct size relative to one another Continue to write capital letters and digits of the correct size, orientation and relationship to one another Consistently use spacing between words that reflect size of letters Refine use some of the diagonal and horizontal strokes needed to join. 	
Home	<ul style="list-style-type: none"> Read at least three times a week. 	

** Please refer to the phonics overview for additional details.*